

BOL SERIES

Outdoor Lighting

WESTGATE
THE FUTURE IS HERE...AND IT'S QUITE BRIGHT!

BOL-602-40-S-MCTP-BK
BOL-602-40-S-MCTP-BR
BOLLARD SYSTEM

MCTP Multi Color Temperature & Multi Power/Wattage (Selectable)

Customer Name: _____

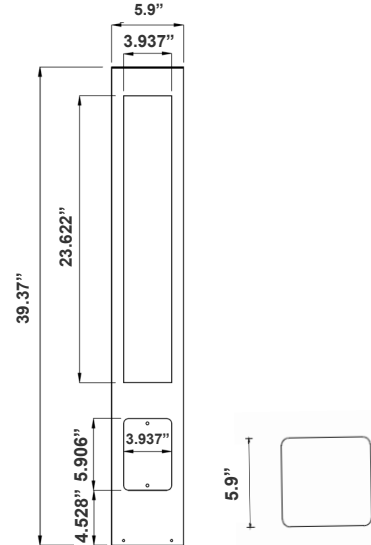
Project Name: _____

Note: _____

Type: _____



Avail Finishes:



39.37"(H) x 5.9"(W) x 5.9"(D)

Bollards are designed for walkways, entrance ways, drives and other small-area lighting applications where low mounting heights are desirable

Features

- Corrosion Resistant Aluminum for Exterior
- Samsung 2835 LED Chips
- Wattage & CCT Selectable Switches inside fixture
- 7-Year Warranty

Technical Specifications

Electrical:

- Voltage: 120-277V AC
- Wattage: 10W/18W/25W
- Power Factor: >0.9
- Efficacy: 55LM/W

Mechanical:

- Flat Top with Cone Reflector & Frosted Lens
- Corrosion Resistant Aluminum for Exterior
- Mounting Accessories & Anchor Bolts Included (7-1/2" long)
- Operating Temperature: -40°F to 113°F
- 7 Years Warranty
- IP Rating: IP65, Wet Locations

Lighting:

- Wattage & CCT Selectable Switches inside fixture
- Lumens: 1375LM Max.
- Color Temperatures: 3500K/4000K/5000K
- Color Rendering Index: CRI ≥ 80
- Beam Angle : 270°
- Lifespan: 70000 Hours

Applications:

- Bollards are designed for walkways, entrance ways, drives and other small-area lighting applications where low mounting heights are desirable

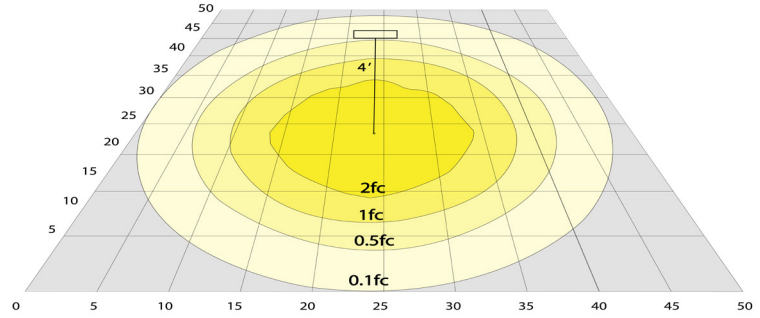
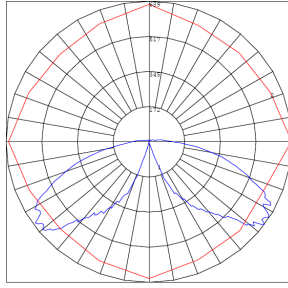
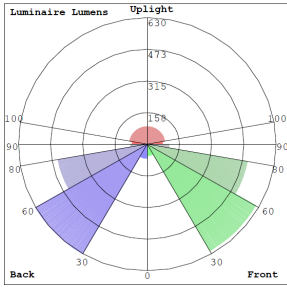


Phone: (877) 805-2252 | Fax: (877) 805-2252
www.westgatemfg.com |



WG-20230517

Photometrics: BOL-602-40-S-MCTP



BUD Rating: B1-U3-G2

Area 75'x 65' Mounting Height: 4'

Performance Table: BOL-602-40-S-MCTP

MODEL NO.	Wattage	Voltage	Lumens	Color Temp.	BUG Rating	LPW
BOL-602-40-S-MCTP-BK BOL-602-40-S-MCTP-BR	10W 18W 25W	120~277V	550LM 990LM 1375LM	3500K 4000K 5000K	B1-U3-G2	55

Sample Ordering

Model **Style** **Size** **Shape** **Color Temp.** **Housing**
 - - - - -

BK= BLACK
GY= GRAY

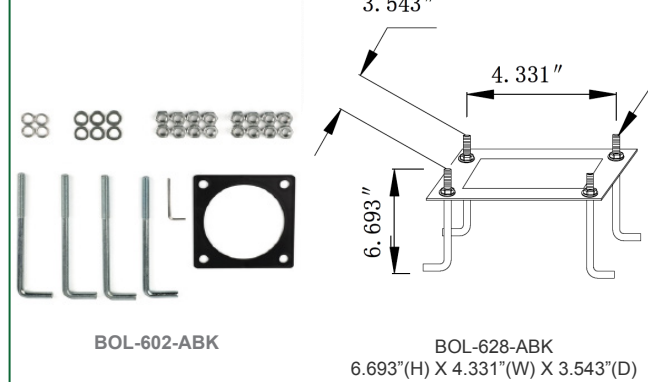
Accessories:

Blank = No Option For Accessories
 BOL-608-ABK = Bollard Round Replacement Anchor

Factory-Installed Options:

Blank = No Option For Accessories
 OPT-EM-OD1INT = Emergency Backup Internal Battery, Back Box
 OPT-CRL-95(BK/GR/SR/WH) = Paint
 OPT-SEN-WMC = Microwave Bi-Level Sensor

ACCESSORIES:



FACTORY-INSTALLED OPTION:




COLOR CHART: * Choose from one of our Premium Colors with no set-up fee.

Gloss:



Hammer:



Texture:



Vein:

